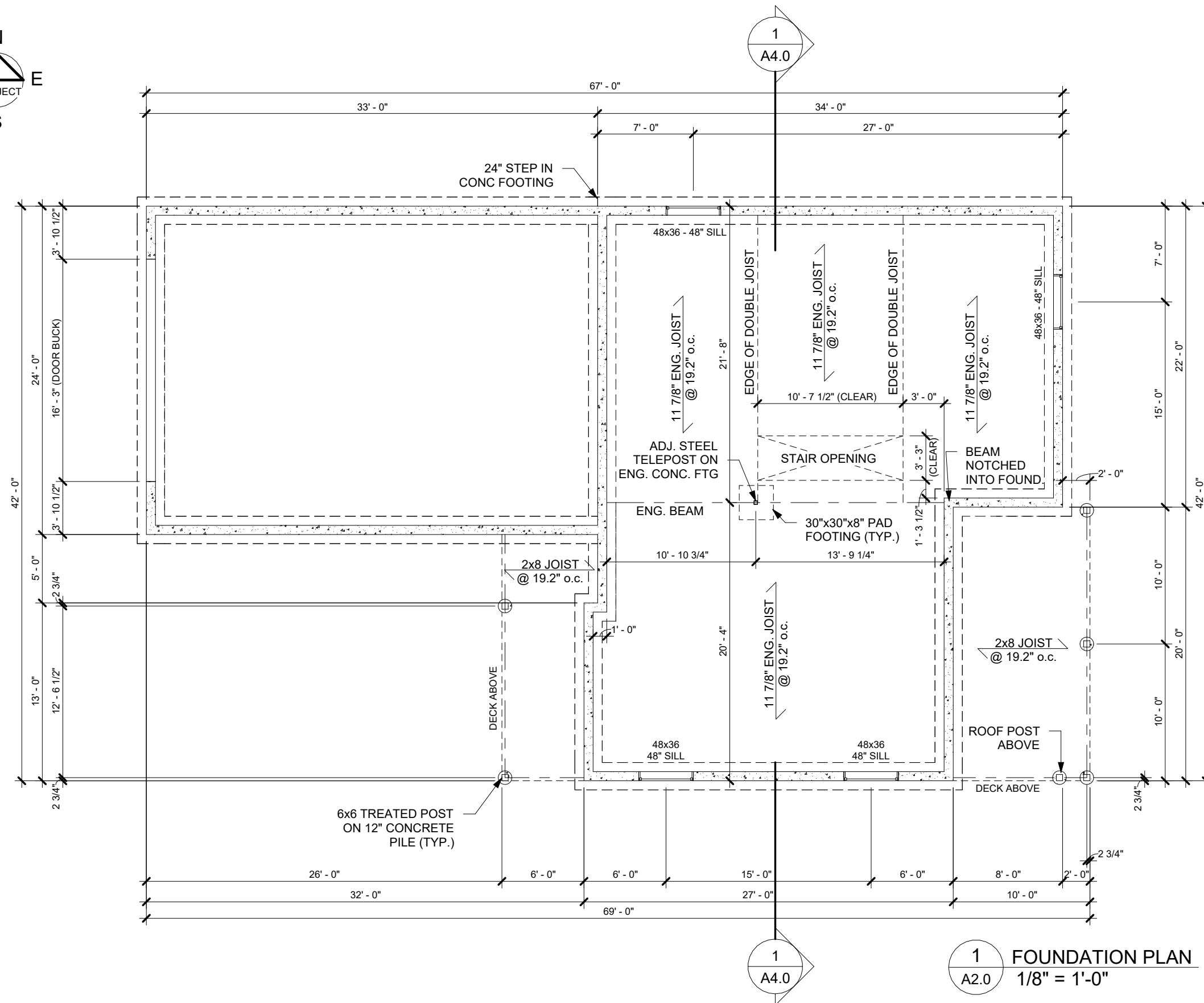
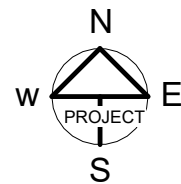


512 VALAROSA PLACE
DIDSBURY, AB

ARCHITECTURAL DRAWING LIST	
SHEET	DRAWING TITLE
A0.0	TITLE SHEET
A2.0	FOUNDATION PLAN
A2.1	BASEMENT PLAN
A2.2	MAIN FLOOR PLAN
A2.3	ROOF PLAN
A3.0	EXTERIOR ELEVATIONS
A3.1	EXTERIOR ELEVATIONS
A4.0	BUILDING SECTIONS
A4.1	BUILDING SECTIONS

Draftsman:		
Cole Sundberg		
403-415-4027		
coleasundberg@gmail.com		
Project:		
512 VALAROSA PLACE		
Design by:	Scale:	Date:
CAS		24FEB26
Drawing:		
TITLE SHEET		A0.0



1 FOUNDATION PLAN
A2.0 1/8" = 1'-0"

Draftsman:

Cole Sundberg

403-415-4027

coleasundberg@gmail.com

Project:

512 VALAROSA PLACE

Design by:

CAS

Scale:

1/8" = 1'-0"

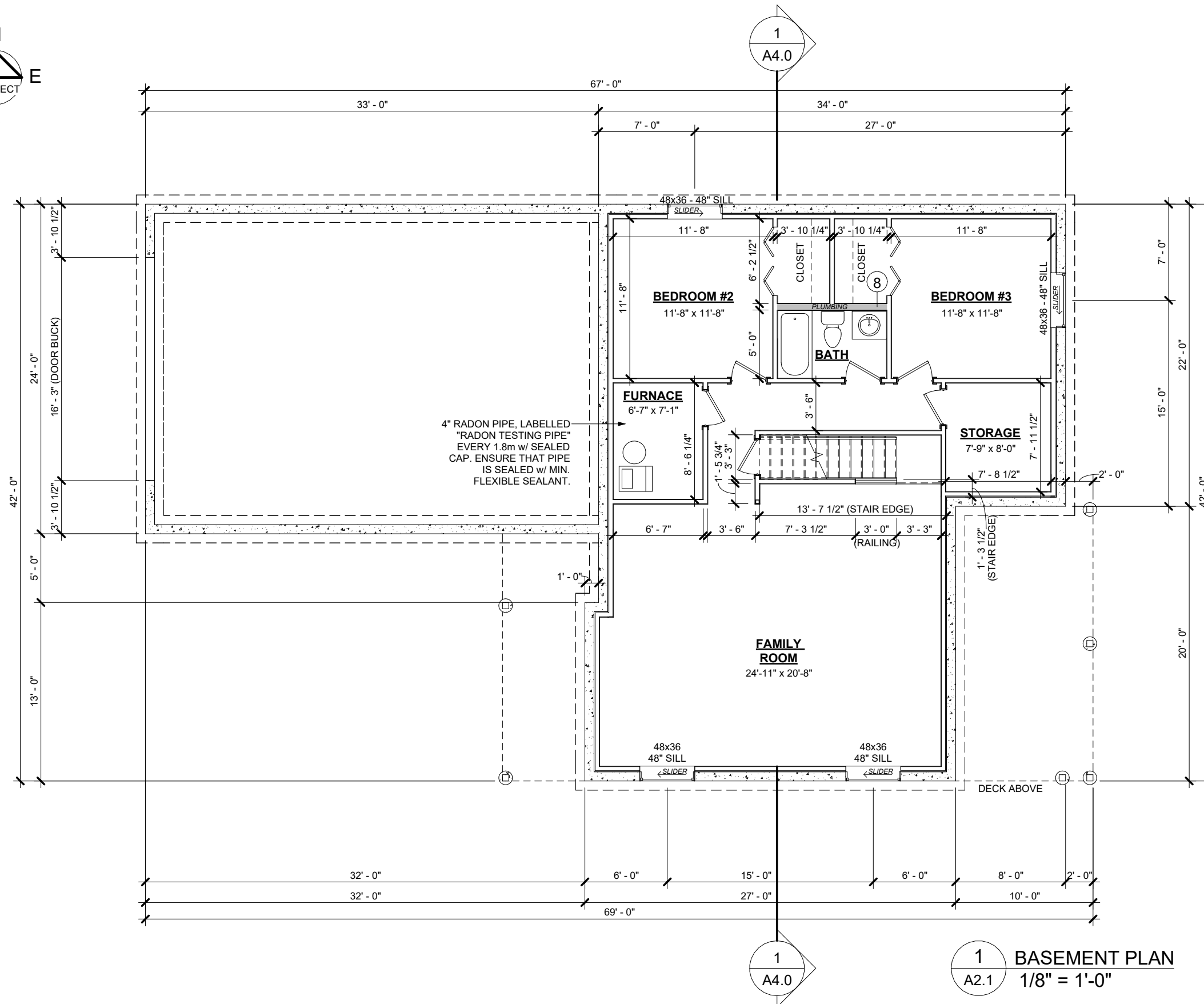
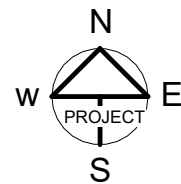
Date:

24FEB26

Drawing:

FOUNDATION PLAN

A2.0



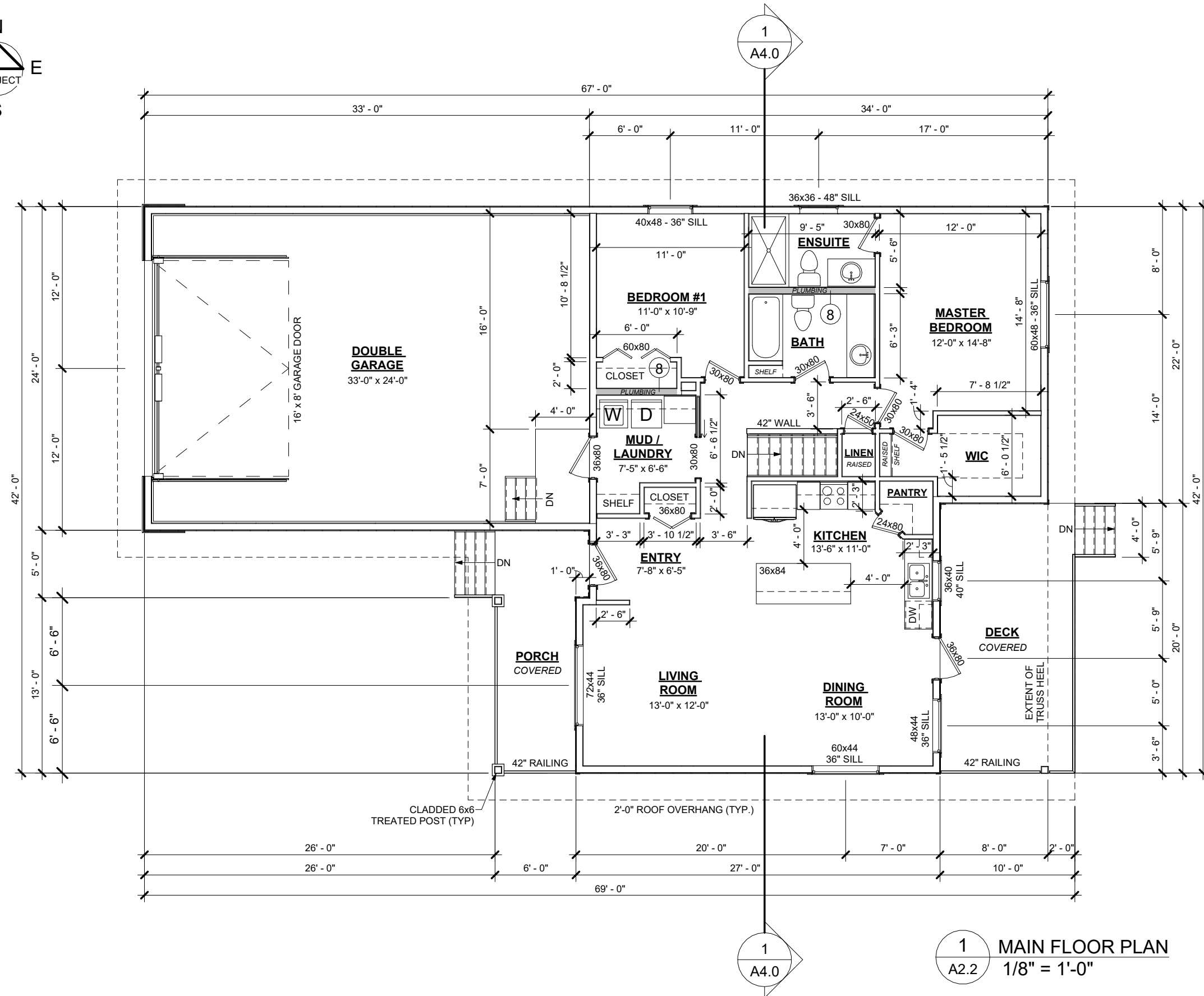
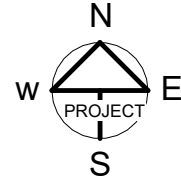
BUILDING AREA

MAIN FLOOR AREA: 119.0 m² (1,281.0 ft²)
 BASEMENT AREA: 119.0 m² (1,281.0 ft²)
 GARAGE AREA: 73.6 m² (792.0 ft²)

NOTE: ALL INTERIOR WALLS ARE #7 CONSTRUCTION ASSEMBLY UNLESS OTHERWISE NOTED

1 BASEMENT PLAN
 A2.1 1/8" = 1'-0"

Draftsman:		
Cole Sundberg		
403-415-4027		
coleasundberg@gmail.com		
Project:		
512 VALAROSA PLACE		
Design by:	Scale:	Date:
CAS	As indicated	24FEB26
Drawing:		
BASEMENT PLAN		A2.1



BUILDING AREA

MAIN FLOOR AREA: 119.0 m² (1,281.0 ft²)
 BASEMENT AREA: 119.0 m² (1,281.0 ft²)
 GARAGE AREA: 73.6 m² (792.0 ft²)

NOTE: ALL INTERIOR WALLS ARE #7 CONSTRUCTION ASSEMBLY UNLESS OTHERWISE NOTED

NOTE: ALL EXTERIOR WALLS ARE #5 CONSTRUCTION ASSEMBLY UNLESS OTHERWISE NOTED

1 MAIN FLOOR PLAN
 A2.2 1/8" = 1'-0"

Draftsman:

Cole Sundberg

403-415-4027
 coleasundberg@gmail.com

Project:

512 VALAROSA PLACE

Design by:	Scale:	Date:
CAS	As indicated	24FEB26

Drawing:	
MAIN FLOOR PLAN	A2.2